

Inspiring Great Spaces®

Armstrong®
FLOORING

LUXURY FLOORING

NATURAL
CREATIONS®

Classics

Luxury Flooring Product Structure

Natural Creations® Classics

Commercial UV-Cured Coating

- Scratch, scuff, and stain performance

Performance Wear Layer

- Textured surface for realistic visuals
- Abrasion resistance


Designer Printed Visual

Foundation Layers

Quiet Comfort® Luxury Flooring Underlayment

- Built-in moisture barrier

(Sold Separately)





Natural Creations® Classics
TP140 Omni ash

A Smart Choice, A Beautiful Solution

Natural Creations® Classics Luxury Flooring offers a popular array of modular shapes and sizes inspired by the natural beauty of wood, the colors and organic variations of stone and the distinctive woven appearance of textiles. Our collections capture the breadth of inspiration you desire to achieve your design intent at the precise performance level required. Our Continuum™ Solutions provide coordinating options that easily harmonize with other interiors and finishes.



Natural Creations® Classics
TP110 kennesaw oak woodstock

Durable Performance

- High-performance UV-cured coating resists scratches, stains and scuffs
- Durable, long lasting performance-withstands heavy foot and rolling load traffic with proper installation and maintenance*
- Resists damage from alcohol-based hand sanitizers
- Manufactured to our Armstrong Flooring Diamond Standard of Quality

Easy Maintenance

The UV-cured urethane finish eliminates polishing and spray buffing in some applications, saving time, labor and costs.

Maintenance options include:

- No Polish/Spray Buff
- No Polish/No Buff
- Option to Polish

Refer to ArmstrongFlooring.com for our full maintenance recommendations.

Sustainability

- Ortho-Phthalate and heavy metal free
- Low VOC emissions and FloorScore® certified
- Recyclable through On&On™ Recycling Program—contributes to LEED®** credits; reduces both environmental impacts through landfill diversion and the cost of waste disposal

*Refer to the Armstrong Flooring Guaranteed Installation Systems manual (F-5061) at ArmstrongFlooring.com/installationmanual and at floorexpert.com for proper installation, care and maintenance information. **LEED and related logos are trademarks owned by the United States Green Building Council.



Noise Reduction Solution

When your design intent calls for noise reduction, our S-1840 Quiet Comfort™ Luxury Flooring Underlayment provides exceptional through-the-floor and footfall noise reduction and reduces the subfloor moisture vapor transmission rate. For ease of install and reduced subfloor preparation, choose our S-1841 Quiet Comfort™ Floating Underlayment.



Natural Creations® Classics Collection Luxury Flooring



TP065

Grist Mill buttered
9 in. x 48 in.



TP064

Grist Mill toasted
9 in. x 48 in.



TP062

Driftwood grayed
9 in. x 48 in.



TP063

Driftwood bronze
9 in. x 48 in.



TP060

Factory Floor flax seed
9 in. x 48 in.



TP061

Factory Floor toasted sesame
9 in. x 48 in.



TP053

Barnside beach blonde
9 in. x 48 in.



TP055

Barnside willow
9 in. x 48 in.



TP054

Barnside ashen
9 in. x 48 in.



TP056

Barnside embers
9 in. x 48 in.

NATURAL CREATIONS® Classics
Luxury Flooring



TP026

Weathered Oak light
8 in. x 36 in.



TP027

Weathered Oak medium
8 in. x 36 in.



TP029

Weathered Oak golden brown
8 in. x 36 in.



TP034

Pine Oak bronze
6 in. x 36 in.



TP023

Tudor Plank medium
6 in. x 36 in.



TP020

Walnut medium
4 in. x 36 in.



TP071

Fruitwood natural
6 in. x 48 in.



TP072

Fruitwood buckwheat
6 in. x 48 in.



TP046

Cerisier miel
4 in. x 36 in.



TP049

Cerisier heirloom
4 in. x 36 in.

NATURAL CREATIONS® Classics
Luxury Flooring



TP074 **Hand Crafted** honey
6 in. x 48 in.



TP075 **Hand Crafted** nutmeg
6 in. x 48 in.



TP073 **Hand Crafted** cinnamon
6 in. x 48 in.



TP052 **American Walnut** sienna
4 in. x 36 in.



TP041 **Nouveau Maple** light natural
4 in. x 36 in.



TP043 **Nouveau Maple** neutral gray
4 in. x 36 in.



TP018 **Alder** mild
4 in. x 36 in.



TP068 **Tigerwood** blonde
6 in. x 36 in.



TP035 **Roan-Oak** natural
4 in. x 36 in.



TP037 **Roan-Oak** cocoa
4 in. x 36 in.

NATURAL CREATIONS® Classics
Luxury Flooring



TP039

Roan-Oak charcoal
4 in. x 36 in.



TP036

Roan-Oak warm
4 in. x 36 in.



TP038

Roan-Oak driftwood gray
4 in. x 36 in.



TP100

Buckhead Oak peach
6 in. x 48 in.



TP101

Buckhead Oak savannah
6 in. x 48 in.



TP102

Buckhead Oak cabin
6 in. x 48 in.



TP110

Kennesaw Oak alpharetta
6 in. x 48 in.



TP111

Kennesaw Oak woodstock
6 in. x 48 in.

NATURAL CREATIONS® Classics
Luxury Flooring



TP508 **Durango beige**
 16 in. x 16 in.



TP509 **Durango gold**
 16 in. x 16 in.



TP520 **Durango golden harvest**
 16 in. x 16 in.



TP539 **Sierra soft white**
 18 in. x 18 in.



TP500 **Sierra cream**
 18 in. x 18 in.



TP501 **Sierra taupe**
 18 in. x 18 in.



TP548 **Raw Crete cool stone**
 18 in. x 18 in.



TP543 **Raw Crete black knight**
 18 in. x 18 in.



TP511 **Haven Stone gray pearl**
 12 in. x 24 in.



TP510 **Haven Stone rust brown**
 12 in. x 24 in.

NATURAL CREATIONS® Classics
Luxury Flooring



TP121

Marietta Stone rust
18 in. x 36 in.



TP120

Marietta Stone shadow
18 in. x 36 in.




TP549

Rock Solid sandstone
18 in. x 18 in.



TP078

Morocco anise
18 in. x 18 in.



TP079

Morocco clove
18 in. x 18 in.



TP083

Casablanca anise
18 in. x 18 in.



TP084

Casablanca clove
18 in. x 18 in.



TP776

Aria gray beige
18 in. x 18 in.



TP796

Aria charcoal
18 in. x 18 in.

NATURAL CREATIONS® Classics
Luxury Flooring



TP780
Aria natural
18 in. x 18 in.



TP777
Stream gray beige
18 in. x 18 in.



TP778
Jet gray beige
18 in. x 18 in.



TP798
Jet charcoal
18 in. x 18 in.



TP782
Jet natural
18 in. x 18 in.



TP779
Sideline gray beige
6 in. x 36 in.



TP714
Silk Scarf platinum
18 in. x 36 in.



TP715
Silk Scarf black silver
18 in. x 36 in.



TP140
Omni ash
18 in. x 18 in.



NATURAL CREATIONS® Luxury Flooring

Luxury Flooring Multi-Purpose Trim

There is a trim to match every Natural Creations® Classics design and color. Multi-Purpose trim provides a seamless look when transitioning from Natural Creations Classics Luxury Flooring to another flooring surface.

Reasons to Specify

- Meets ADA requirements.
- Coordinates with each Natural Creations Classics LVT design and color.
- Multi-Purpose Trim achieves a finished smooth transition between Luxury Flooring and other adjacent flooring products.
- Made in the USA with global and domestic content.
- Refer to floorexpert.com for additional details on Luxury Flooring Multi-Purpose Trim.

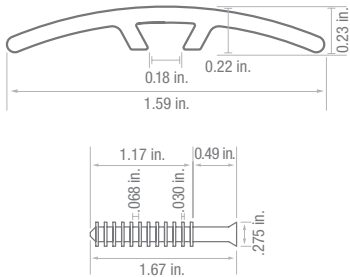
ORDER SEQUENCE KEY (2-Step Process)

Product	STEP 1: Select Design	STEP 2: Select size	Example of Sku Order Number:
Multi-Purpose Trim	TP083 Casablanca anise	TRM = 1.59 in. x 94 in.	TP083TRM



Mult-Purpose Trim

Provides a smooth transition from your Luxury Flooring to another flooring of a lower height.



NATURAL CREATIONS® Luxury Flooring

Adhesives, Installation and Maintenance

Our Luxury Flooring products keep installation time to a minimum, making spaces operational sooner.



S-310 Roll Strong™ Adhesive : 90% RH

- Moisture and alkali resistant
- Nonflammable, ammonia-free and low odor
- Suitable for heavy rolling loads
- Allows immediate traffic

Open time: Until dry-to-touch: approximately 15 minutes or more

Working time: up to 4 hours

Spread rate: 350–400 sq. ft./gallon

Options: 4 gallon



S-543 Commercial Sheet Flooring and LVT Premium Plus Adhesive

High-Moisture: 90% RH, 7lbs. MVER for LVT
5lbs. MVER for Sheet

- High-moisture guarantee
- Reduced need for moisture remediation

Open time: 10–20 minutes over porous,
30+ minutes over non-porous

Working time: 8 hours after dry to touch

Spread rate: 225–275 sq. ft./gal.

Trowel: fine notch and back roll

Options: 1 gallon, 4 gallon



S-240 Epoxy Adhesive

Epoxy: 90% RH, 8lbs. MVER

- Recommended for heavy loads
- Can be used on multiple substrates

Open time: 10–20 minutes

Working time: 60 minutes

Spread rate: 170–190 sq. ft./gal.

Trowel: fine notch

Options: 1/2 gallon, 1 gallon



S-288 Flooring Adhesive

Premium: 95% RH for LVT, 90% RH for Sheet,
8lbs. MVER for LVT
5lbs. MVER for sheet

- Creates a strong permanent bond to your floor
- Easy to trowel

Open time: 10–20 minutes over porous,
30+ minutes over non-porous

Working time: up to 60 minutes

Spread rate: 250–300 sq. ft./gal.

Trowel: fine notch

Options: 1 quart, 1 gallon, 4 gallon

ADHESIVES OPTIONS (Depends on Substrate)

			MOISTURE LIMITS		pH Readings
Wood, Concrete	Ceramic, Terrazzo, Marble, Metal	Existing Resilient Floor	MVER Calcium Chloride Test (lbs./1000 sq. ft./24 hrs.)	Relative Humidity In-Situ Probe	
Set in wet S-288, S-543 High Moisture, S-240 or S-310 Roll Strong Adhesive	Set in wet S-240, dry to touch S-288, S-543 High Moisture or S-310 Roll Strong Adhesive	Dry to touch S-288, S-543 High Moisture or S-310 Roll Strong Adhesive	5 – S-288 7 – S-543 8 – S-240	90% – S-543, S-240, or S-310 Roll Strong Adhesive 95% – S-288	5-9 – S-288, S-240 5-11 – S-543

MAINTENANCE OPTIONS

Low Maintenance/No Polish Option			Traditional	ARMSTRONG FLOOR CARE PRODUCTS		
Spray Buff	Dry Buff	No Buff	Polish	Cleaners	Sealers	Polishes
✓		✓	✓	S-485	S-495	S-480



S-485 Commercial Floor Cleaner

- Neutral floor cleaner at normal dilution, 8.5 pH
- High efficiency allows dilution to as low as 64:1
- Low foaming formula is great for automatic floor machines, damp-mopping, and/or moderate to heavy scrubbing
- Won't strip polish
- Pleasant fragrance
- Contains no phosphates

Spread Rate: Cleaners and strippers do not have a spread rate, dilute according to instructions for proper pH level

Options: 1 gallon (4 gal./ctn.), 5 gallon



S-480 Commercial Floor Polish

- Meets the ASTM D2047 standard for slip-resistance on dry floors
- High durability for long-lasting protection
- Dries bright for areas where buffing is not applicable or desired
- Metal cross-linked acrylic copolymer emulsion polish, 8.5 - 8.75 pH
- 18% solids for easy application and excellent leveling

Spread Rate: 1500 - 2000 sq. ft. gallon per coat

depending on the surface characteristics of the floor

Application: Excellent buffing response for spray-buffing repairs or high-speed burnishing programs (up to 2,000 rpm)

Options: 1 gallon (4 gal./ctn.), 5 gallon



S-495 Commercial Floor Sealer

- Stain-resistant sealer for porous or well-worn floor surfaces
- Provides an excellent base for S-480 or other commercial floor polishes
- High durability for long lasting protection
- Water-based acrylic emulsion, 7.8 pH
- 16% solids for easy application and excellent leveling
- Semi-permanent for resistance to conventional polish stripping

Spread Rate: 1500–2000 sq. ft. per gallon per coat

Options: 1 gallon (4 gal./ctn.), 5 gallon

LUXURY FLOORING

NATURAL CREATIONS® Classics

Material

A layered construction consisting of a tough, clear rigid, vinyl wear layer protecting a high-fidelity print layer on a solid vinyl backing. Protected by a UV-cured polyurethane finish, the wear surface is embossed with different textures to enhance each of the printed visuals. Colors are insoluble in water and resistant to cleaning agents and light.

Size

12 in. x 12 in. (305 mm x 305 mm)
 16 in. x 16 in. (406 mm x 406 mm)
 18 in. x 18 in. (457 mm x 457 mm)
 12 in. x 24 in. (305 mm x 610 mm)
 18 in. x 36 in. (457 mm x 914 mm)
 4 in. x 36 in. (102 mm x 914 mm)
 6 in. x 36 in. (152 mm x 914 mm)
 6 in. x 48 in. (152 mm x 1219 mm)
 8 in. x 36 in. (203 mm x 914 mm)
 9 in. x 48 in. (229 mm x 1219 mm)

Gauge (nominal thickness)

0.125 in. (3.2 mm) overall (nominal)
 0.020 in. (0.5 mm) wear layer (nominal)

Limitations

Armstrong Luxury Vinyl Tile (LVT) should not be used in the following areas:

- Hospital operating rooms
- Heavy industrial and exterior areas
- Commercial kitchens and commercial food processing areas
- Where pointed spikes such as golf or track shoes will be used

NOTE: Concentrated static and dynamic loads - such as hospital beds, rollout bleachers, portable x-ray machines, etc. - may visibly damage resilient as well as other types of floor coverings. For questions regarding product suitability and detailed instructions for floor preparation and installation in these applications, please contact Armstrong Flooring.

Suitable for Application Over

- Concrete, terrazzo and other dry, structurally sound monolithic subfloors on all grade levels
- Existing resilient flooring
- Suspended wood subfloor construction with approved wood underlayments, and a minimum of 18" (45.7 cm) well ventilated air space below
- Certain metals
- Radiant-heated subfloors with a maximum surface temperature of 85° F (29° C)

Unsuitable for Application Over*

- Subfloors where excessive moisture or alkali are present
- Sleeper-constructed wood subfloors
- Lightweight aggregate concrete subfloors having a density of less than 90 lbs. per cu. ft. (1442 kg/m³) or cellular concrete having a plastic (wet) density less than 100 lbs. per cu. ft. (1602 kg/m³) [94 lbs. per cu. ft. (1506 kg/m³) dry weight] or concrete having a compressive strength of less than 3500 psi (24 MPa). Concrete slabs with heavy static and/or dynamic loads should have higher design strengths and densities calculated to accommodate such loads.

Concrete curing agents, sealers, hardeners or parting agents should be removed.

*This does not necessarily indicate everything that you cannot install over.

TECHNICAL DATA

Shipping Weight

Size	Lbs./Ctn.	Pieces/Ctn.	Sq. Ft./Ctn.
4 in. x 36 in.	51.64 (23.47 kg)	44	44
6 in. x 36 in.	52.75 (23.92 kg)	30	45
8 in. x 36 in.	51.64 (23.47 kg)	22	44
6 in. x 48 in.	52.90 (23.99 kg)	22	44
9 in. x 48 in.	50.04 (22.69 kg)	14	42
12 in. x 12 in.	54.56 (24.74 kg)	45	45
12 in. x 24 in.	51.64 (23.47 kg)	22	44
16 in. x 16 in.	52.14 (23.70 kg)	25	44
18 in. x 18 in.	52.80 (23.94 kg)	20	45
18 in. x 36 in.	52.80 (23.94 kg)	10	45

Gloss (typical value)

60 degrees specular: approximately 5-28

International Specifications

ASTM F 1700, Class III, Type B – Embossed Surface

Meets requirements for product thickness, wear layer thickness, size, squareness, residual indentation, resistance to chemicals and resistance to light and heat.

Static Load Limit

250 lbs./sq. in. (17.6 kg/cm²)

ASTM F 970

NOTE: Floors should be protected from sharp-point loads and heavy static loads. High-heeled traffic (1000 psi (70.3 kg/cm²) or more) may visibly damage wood, resilient and other floor coverings. For questions regarding product suitability and detailed instructions for floor preparation and installation in these applications, please contact Armstrong Flooring.

Fire Test Data

ASTM E 648 Flooring Radiant Panel Critical Radiant Flux –

0.45 watts/cm² or more, Class I

ASTM E 662 Smoke Chamber Specific Optical Smoke Density – 450 or less

Numerical flammability ratings alone may not define the performance of the product under actual fire conditions. These ratings are provided only for use in the selection of products to meet the specified limits.

INSTALLATION

Job Conditions

Subfloors/underlayments shall be dry, clean and smooth. They shall be free of dust, solvents, varnish, paint, wax, oil, grease, residual adhesive, adhesive removers, permanent markers and other foreign materials that might affect the adhesion of resilient flooring or cause a discoloration of the flooring from below.

Spray paints, permanent markers and other indelible ink markers must not be used to write on the back of the flooring material or used to mark the concrete slab as they could bleed through, telegraphing up to the surface and permanently staining the flooring material. If these contaminants are present on the substrate, they must be mechanically removed prior to the installation of the flooring material.

For more detailed requirements of concrete, wood and metal subfloors, as well as trowelable and wood underlayments, refer to the installation instructions on floorexpert.com.

Moisture testing must be performed on all concrete slabs regardless of their age or grade level including areas where resilient flooring has already been installed. Moisture Vapor Emission Rate (MVER) using Calcium Chloride (ASTM F 1869) and/or percent internal relative humidity (ASTM F 2170) tests must be conducted in strict accordance with the most current edition of the ASTM test method. Following are Armstrong Flooring maximum allowable moisture limits for the installation of LVT:

Moisture tests shall not exceed a MVER of 5.0 lbs./1000 sq. ft./24 hours per ASTM F 1869 and/or 80% RH per ASTM F 2170.

When using S-288 Adhesive, moisture test results shall not exceed a MVER of 5.0 lbs./1000 sq. ft./24 hours per ASTM F 1869 and/or 95% RH per ASTM F 2170.

When using S-240 Adhesive, moisture test results shall not exceed a MVER of 8.0 lbs./1000 sq. ft./24 hours per ASTM F 1869 and/or 90% RH per ASTM F 2170.

When using S-310 Roll Strong, moisture test results shall not exceed 90 RH per ASTM F 2170.

When using S-543 High Moisture Adhesive or S-240 Epoxy Adhesive, moisture test results shall not exceed a MVER of 7.0 lbs./1000 sq. ft./24 hours per ASTM F 1869 and/or 90% RH per ASTM F 2170.

On installations where both the Moisture Vapor Emission Rate and percent internal relative humidity tests are conducted, results for both tests shall comply with the allowable limits listed above.

Before installation, concrete floors should also be tested for pH following procedures in ASTM F 710. When testing for pH, the allowable readings for the installation of Armstrong LVT are 5-9 when using S-240 and S-288, and 5-11 when using S-543. Temperature shall be maintained at a minimum of 65° F (18° C) and a maximum of 100° F (38° C) for 48 hours prior to installation, during installation and 48 hours after completion. During the service life of the floor, the temperature should never rise above 100° F (38° C) or fall below 55° F (13° C). Condition all flooring materials and adhesives to room temperature for a minimum of 48 hours prior to starting the installation. Protect all materials from the direct flow of heat from hot-air registers, radiators, or other heating fixtures and appliances.

Procedure

Armstrong Natural Creations Classics LVT must be installed using Armstrong® S-310, S-288 or S-543 Adhesives full spread. Natural Creations Classics LVT installed in areas subjected to heavy static and dynamic loads must be installed with Armstrong S-240 Epoxy Adhesive in the field area.

Detailed instructions may be found in the Armstrong Flooring Guaranteed Installation Systems manual, F-5061.

NOTE: Sideline planks are installed with a random stagger; minimum stagger is 6 inches.

MAINTENANCE

Natural Creations Classics LVT is designed to be maintained with a No Polish/No Buff maintenance system or by traditional resilient flooring maintenance methods. The urethane protective finish may make initial maintenance easier, as well as reduce ongoing maintenance procedures.

Initial Maintenance Immediately After Installation

- Sweep, dust mop or vacuum the floor thoroughly to remove all loose dust, dirt, grit and debris.
- Damp mop with a properly diluted neutral detergent solution such as Armstrong® S-485 Floor Cleaner.
- Do not wash the floor for at least four days after installation. Black marks and dirty spots can be treated by spot scrubbing (use nothing more abrasive than a 3M™ blue pad® or equal).

Preparation for Commercial Use and On-going Maintenance
 Refer to the maintenance methods detailed at floorexpert.com.

WARRANTIES

Limited Warranty

Armstrong Flooring warrants its regular (first quality) commercial floors to be free from manufacturing defects and warrants the installation integrity for twenty years from the date of purchase, if installed according to the installation and maintenance instructions at floorexpert.com. This warranty extends only to the original end-user. See Armstrong Commercial Floor Warranty at floorexpert.com for warranty details, limitations and exclusions.

ArmstrongFlooring.com/commercial | 1 888 276 7876



FP7440F9827-219
 Printed in United States of America.
 © 2019 AFI Licensing LLC.

Armstrong® and Armstrong Logo are trademarks of AFI Licensing LLC. FloorScore® is a registered trademark of the Resilient Floor Covering Institute. LEED® is a registered trademark of the United States Green Building Council. Cradle to Cradle and C2C are registered trademarks of MBDC, LLC. All other marks are trademarks of Armstrong Flooring, Inc. or its subsidiaries.

*Refer to the 2016 Product Guide (FP7440F4249) for a quick reference on the product performance, design and sustainability icons.